

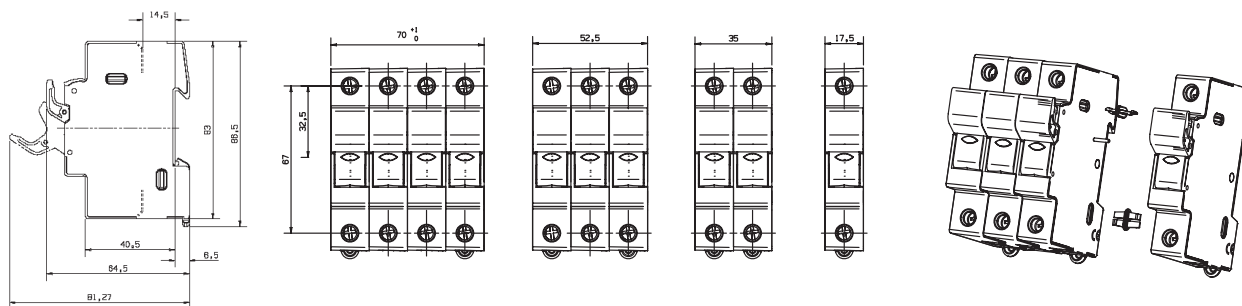
Class CC Fuse holders - 600Vac

MODULOSTAR® Fuse holders

Nb of pole	Cat Number w/o indicator	Ref. Number w/o indicator	Cat Number with indicator	Ref. Number with indicator	Nb of Mod. 17.5 mm	Pck.
1	USBCC1	H305033K	USBCC1I	P305039K	1	12
1			USBCC1I-DC24 (1)	P303015K	1	12
2	USBCC2	K305035F	USBCC2I	R305041F	2	6
3	USBCC3	L305036D	USBCC3I	S305042D	3	4
4	USBCC4	N305038C	USBCC4I	V305044C	4	3
2	USBCC1N	J305034F	USBCC1NI	Q305040F	2	6
4	USBCC3N	M305037C	USBCC3NI	T305043C	4	3



(1) 2 LEDS 24V



Accessories

Description	Catalog Number	references Number	Nb of Mod. (17.5 mm)	Maxi. RMS current (A)	Number of poles	Pckg
Kit for Multi-Phase connection links	CMS810PAK	Z233725K				12
Lock	LOCK	M223525A				1
Tag and lockout	TAGLOCKCMS810	A235773A				1
jumping bars 1 phase size 8/10 *	CMS810BB1F13	T210306J	13	63	1	10
jumping bars 2 phases size 8/10 *	CMS810BB2F6	V210307J	6	63	2	10
jumping bars 3 phases size 8/10 *	CMS810BB3F4	W210308J	4	100	3	10
jumping bars 4 phases size 8/10 *	CMS810BB4F3	X210309J	3	100	4	10
1 phase lateral incoming power supply	TBB1C	E210316P		90		50
2 & 3 phases lateral incoming power supply	TBB23C	G210318P		90		50
1 phase axial incoming power supply	TBB1A	D210315P		90		50
2 & 3 phases axial incoming power supply	TBB23A	F210317P		90		50

Note *: It is possible to use a rigid cable 16 mm² with a jumping bar 1.5 mm thick.

ULTRASAFE^{SL} USFM Class CC - 600Vac

ULTRASAFE^{SL} Fuseholder and Fuse Disconnecter



Nb of pole	Cat Number	Ref. Number	Fonction		Pack
			Fuse Holder	Fuse Discon.	
3 poles	USFMCC	P302762A	w/o Indicator		1
system /	USFMCCM	B302796A		w/o Indicator	1
45 mm	USFMCCI	Q302763A	with Indicator		1
width	USFMCCMI	R302764A		with Indicator	1

Pack: 1 piece
Fuse holder is without Prebreaking Microswitch (see accessories)
Fuse disconnecter is with mounted Prebreaking Microswitch

Accessories

Description	Catalog Number	references Number	Number of systems interconnected	Maxi. RMS current (A)	Number of poles	Pckg
Lock	LOCK	M223525A				1
Microswitch	USFMAC11	C302797A	1		3	1
Additional Neutral jumping bars 3 phases			1			
Lateral incoming power supply	TBB23C	G210318P	2	90	3	50
Axial incoming power supply	TBB23A	F210317P		90		50

Midget and 10x38 Fuse holders - 690V

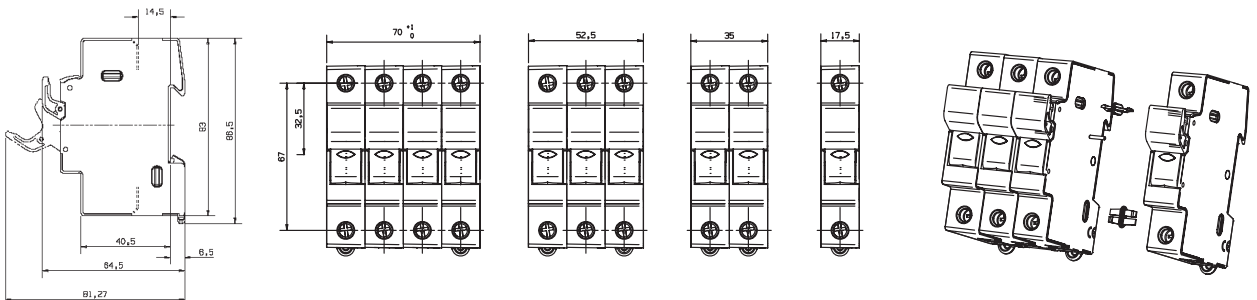
MODULOSTAR[®] Fuse holders



Nb of pole	Cat Number w/o indicator	Ref. Number w/o indicator	Cat Number with indicator	Ref. Number with indicator	Nb of Mod. 17.5 mm	Pck.
N	US10N	H305056			1	12
1	US101	B305050	US101I	J305057	1	12
1+N	US101N	C305051	US101NI	K305058	2	6
2	US102	D305052	US102I	L305059	2	6
3	US103	E305053	US103I	M305060	3	4
3+N	US103N	F305054	US103NI	N305061	4	3
4	US104	G305055	US104I	P305062	4	3
1			US101I-AC120	R303017K	1	12
1			US101I-DC24(1)	S303018K	1	12
1			US101I-DC24P(2)	Q303016K	1	12

(1) 2 LED 24Vdc for both polarity
(2) 1 LED 24Vdc for 1 polarity

UL Recognized at 800Vac and 1000Vdc



Accessories

Description	Catalog Number	references Number	Nb of Mod. (17.5 mm)	Maxi. RMS current (A)	Number of poles	Pckg
Kit for Multi-Phase connection links	CMS810PAK	Z233725K				12
Lock	LOCK	M223525A				1
Tag and lockout	TAGLOCKCMS810	A235773A				1
jumping bars 1 phase size 8/10 *	CMS810BB1F13	T210306J	13	63	1	10
jumping bars 2 phases size 8/10 *	CMS810BB2F6	V210307J	6	63	2	10
jumping bars 3 phases size 8/10 *	CMS810BB3F4	W210308J	4	100	3	10
jumping bars 4 phases size 8/10 *	CMS810BB4F3	X210309J	3	100	4	10
1 phase lateral incoming power supply	TBB1C	E210316P		90		50
2 & 3 phases lateral incoming power supply	TBB23C	G210318P		90		50
1 phase axial incoming power supply	TBB1A	D210315P		90		50
2 & 3 phases axial incoming power supply	TBB23A	F210317P		90		50

Note *: It is possible to use a rigid cable 16 mm² with a jumping bar 1.5 mm thick.

Midget Fuse holders - 690Vac 

ULTRASAFE^{SL} Fuseholder and Fuse Disconnecter

Nb of pole	Cat Number	Ref. Number	Fonction		Pack
			Fuse Holder	Fuse Discon.	
3 poles	USFMM	D302775A	w/o Indicator		1
system /	USFMMM	E302776A		w/o Indicator	1
45 mm	USFMMI	G302778A	with Indicator		1
width	USFMMMI	F302777A		with Indicator	1

Pack: 1 piece
 Fuse holder is without Prebreaking Microswitch (see accessories)
 Fuse disconnecter is with mounted Prebreaking Microswitch



Accessories

Description	Catalog Number	references Number	Number of systems interconnected	Maxi. RMS current (A)	Number of poles	Pckg
Lock	LOCK	M223525A				1
Microswitch	USFMAC11	C302797A	1		3	1
Additional Neutral			1			
jumping bars 3 phases			2		3	
Lateral incoming power supply	TBB23C	G210318P		90		50
Axial incoming power supply	TBB23A	F210317P		90		50

US14 fuse holder & fuse disconnectors

14x51 used fuses with no striker, or with indicator light or with striker
Recognized compliant with UL 512 and CSA 22-2 , IEC 60947-1 & 3 , and IEC 60269-1 & 2

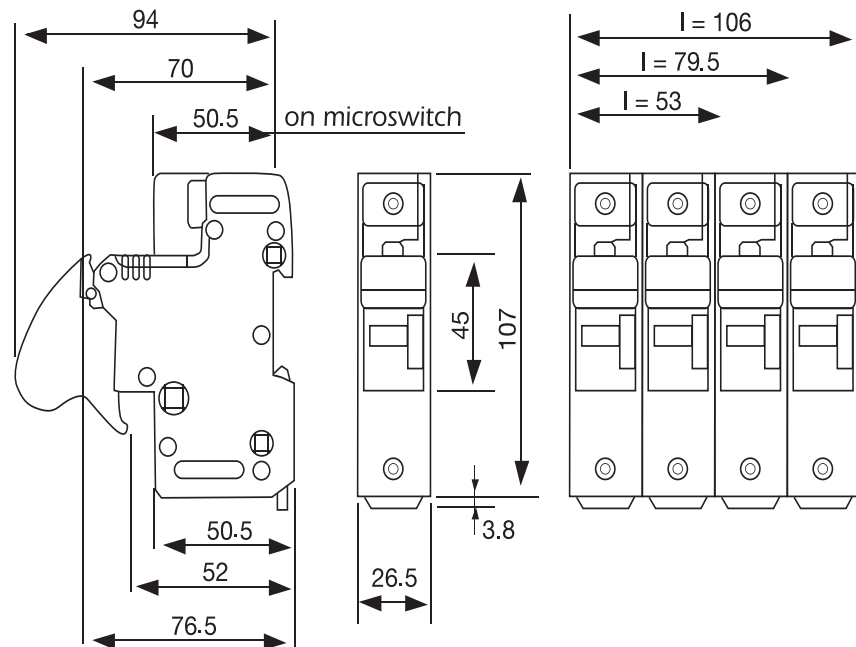


Nb of Pole	Model without indicator light ready for accessories		Model with indicator light ready for auxiliary contact		Nb of Mod. (17.5 mm)	Pckg box of
	Cat.Num	Ref.Num	Cat.Num	Ref.Num		
N	US14N	S227900			1.5	6
1	US141	T227901	US141I	V227902	1.5	6
1 + N	US141N	Y227905	US141NI	Z227906	3	3
2	US142	C227909	US142I	D227910	3	3
3	US143	J227915	US143I	K227916	4.5	2
3 + N	US143N	O227921	US143NI	R227922	6	1

Nb of Pole	Model fitted with auxiliary contact		Model fitted with auxiliary contact & indicator light		Nb of Mod. (17.5 mm)	Pckg box of
	Cat.Num	Ref.Num	Cat.Num	Ref.Num		
N	US141M				1.5	6
1	US141NM	W227903	US141MI	X227904	1.5	6
1 + N	US142M	A227907	US141NMI	B227908	3	3
2	US142M2	E227911	US142MI	F227912	3	3
2*	US143M	G227913	US142M2I	H227914	3	3
3	US143M2	L227917	US143MI	M227918	4.5	2
3*	US143NM	N227919	US143M2I	P227920	4.5	2
3 + N	US143NM2	S227923	US143NMI	T227924	6	1
3 + N*		V227925	US143NM2I	W227926	6	1

* Two auxiliary microswitches (see instructions for mounting) – The auxiliary microswitch function requires use of fuses with strikers

UL Recognized at 800Vac-1000Vdc
IEC 750Vac



US22 fuse holder & fuse disconnectors

22x58 fuses with no striker, or with indicator light or with striker
Recognized compliant with UL 512 and CSA 22-2 , IEC 60947-1 & 3 , and IEC 60269-1 & 2

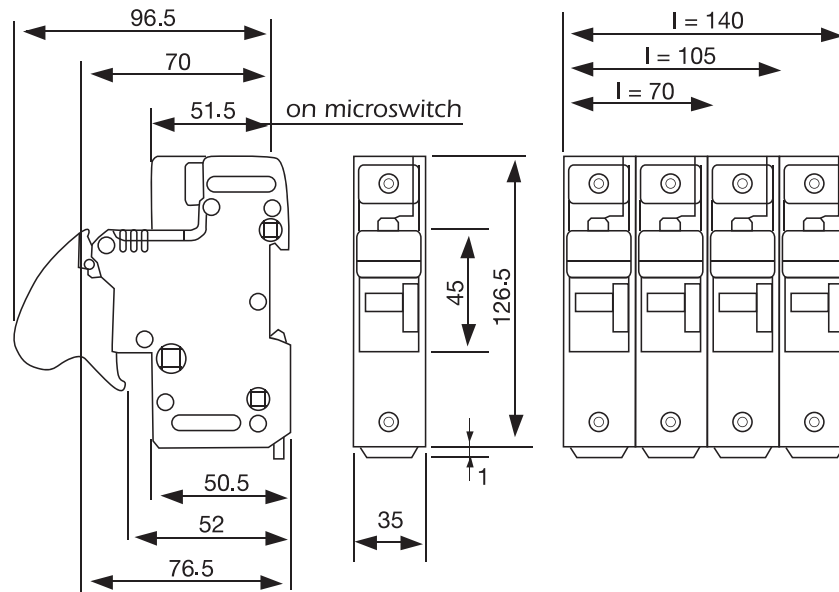
Nb of Pole	Model without indicator light ready for accessories		Model with indicator light ready for auxiliary contact		Nb of Mod. (17.5 mm)	Pckg box of
	Cat.Num	Ref.Num	Cat.Num	Ref.Num		
N	US22N	B227931			1.5	6
1	US221	C227932	US221I	D227933	1.5	6
1 + N	US221N	G227936	US221NI	H227937	3	3
2	US222	L227940	US222I	M227941	3	3
3	US223	S227946	US223I	T227947	4.5	2
3 + N	US223N	Z227952	US223NI	A227953	6	1



Nb of Pole	Model fitted with auxiliary contact		Model fitted with auxiliary contact & indicator light		Nb of Mod. (17.5 mm)	Pckg box of
	Cat.Num	Ref.Num	Cat.Num	Ref.Num		
N					1.5	6
1	US221M	E227934	US221MI	F227935	1.5	6
1 + N	US221NM	J227938	US221NMI	K227939	3	3
2	US222M	N227942	US222MI	P227943	3	3
2*	US222M2	Q227944	US222M2I	R227945	3	3
3	US223M	V227948	US223MI	W227949	4.5	2
3*	US223M2	X227950	US223M2I	Y227951	4.5	2
3 + N	US223NM	B227954	US223NMI	C227955	6	1
3 + N*	US223NM2	D227956	US223NM2I	E227957	6	1

* Two auxiliary microswitches (see instructions for mounting) – The auxiliary microswitch function requires use of fuses with strikers


UL Recognized at 800Vac-1000Vdc
IEC 750Vac



Accessories for US14, US22 series

Description	Cat.Num	References	Nb of Mod. (17.5 mm)	Pckg
Auxiliary contact kit 1 pole US 14	USMSW/1	Y227928A	1.5	1
Auxiliary contact kit 3 poles US 14	USMSW/2	Z227929A	4.5	1
2 auxiliary contact kit 3 poles US 14	USMSW/3	A227930A	4.5	1
Auxiliary contact assembly pin (between 2 kits)	US1422PTH	J214138J		10*
Enlargement pin for auxiliary contact	US1422BP	F213629J		10*
Multi-pole assembly kit	US14PAK	X227927J		10*
Indicator light kit	CMS1422LHI	A225653A		1
Lock	LOCK	M223525A		1

* 10 per bag



US27 fuse holder (without microswitch)

800Vac & dc

Number of poles	Connections	Cat. Number	Ref. Number	Weight (g)	Pack
1	By screw, U bolt or connector	US271I	J226420C	285	3
1 + N	By screw, U bolt or connector	US271NI	K226421A	580	1
1 + N	Ring lug connection	US271NIRING	E223518A	690	1
N	Ring lug connection	US27NIRING	F223519C	340	3
2	Ring lug connection	US272IRING	C223516A	690	1
3	By screw, U bolt or connector	US273I	M226423A	855	1
3	Ring lug connection	US273IRING	D223517A	1030	1
3 + N	By screw, U bolt or connector	US273NI	N226424A	1200	1
Assembly kit		US27PAK	H227615J		10
Microswitch*		US27W1	E227612A		1



* for the US27 version only

US27 fuse disconnecter (with microswitch)

800Vac & dc

Number of poles	Connections	Cat. Number	Nb of microswitches	Ref. Number	Weight (g)	Pack
1	By screw, U bolt or connector	US271MI	1	R227600C	320	3
1	Ring lug connection	US271MIRING	1	Z227607A	355	1
2	By screw, U bolt or connector	US272MI	1	S227601A	680	1
2	By screw, U bolt or connector	US272M2I	2	T227602A	600	1
2	Ring lug connection	US272M2IRING	2	B227609A	710	1

