

22 x 58 URD with striker

Current (A)	Rating - Curve	Cat. Number	Ref. number	Pack
25	690 V URD	FR22UD69V25T	H093801J	10
32	690 V URD	FR22UD69V32T	C093957J	10
40	690 V URD	FR22UD69V40T	J093802J	10
50	690 V URD	FR22UD69V50T	D093958J	10
63	690 V URD	FR22UD69V63T	K093803J	10
80	690 V URD	FR22UD69V80T	E093959J	10
100	690 V URD	FR22UD69V100T	F093960J	10

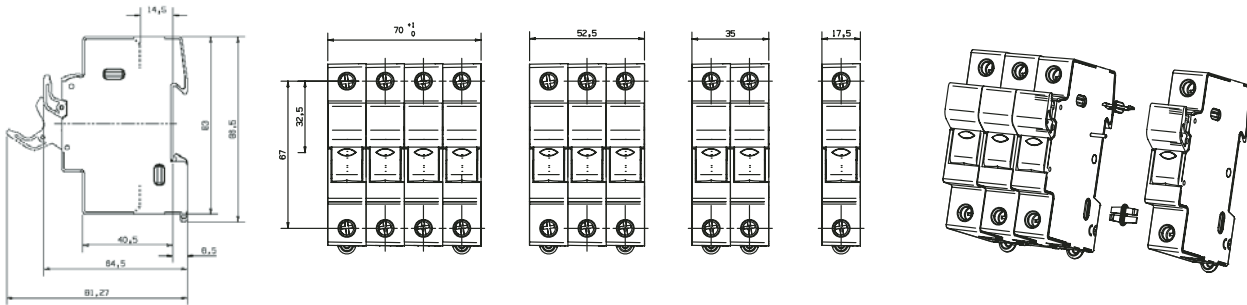


Fuse holders - 600Vac

MODULOSTAR® Fuse holders

Nb of pole	Cat Number w/o indicator	Ref. Number w/o indicator	Cat Number with indicator	Ref. Number with indicator	Nb of Mod. 17.5 mm	Pck.
N	US10N	H305056			1	12
1	US101	B305050	US101I	J305057	1	12
1+N	US101N	C305051	US101NI	K305058	2	6
2	US102	D305052	US102I	L305059	2	6
3	US103	E305053	US103I	M305060	3	4
3+N	US103N	F305054	US103NI	N305061	4	3
4	US104	G305055	US104I	P305062	4	3
1			US101I-AC120	R303017K	1	12
1			US101I-DC24(1)	S303018K	1	12
1			US101I-DC24P(2)	Q303016K	1	12

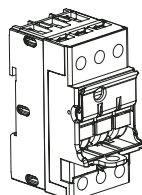
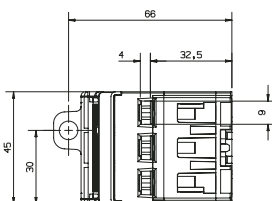
(1) 2 LED 24Vdc for both polarity
(2) 1 LED 24Vdc for 1 polarity



MODULOSTAR® Fuse holders

Nb of pole system / 45 mm width	Cat Number	Ref. Number	Fonction		Pack
			Fuse Holder	Fuse Discon.	
3 poles	CMSFM10	S302765A	w/o Indicator		1
	CMSFM10M	T302766A		w/o Indicator	1
	CMSFM10I	W302768A	with Indicator		1
	CMSFM10MI	V302767A		with Indicator	1

Fuse holder is without Prebreaking Microswitch (see accessories)
Fuse disconnector is with mounted Prebreaking Microswitch



Compact Fusegear for Motor starter 3pole/45mm

Accessories

Description	Catalog Number	references Number	Nb of Mod. (17.5 mm)	Maxi. RMS current (A)	Number of poles	Pckg
Kit for Multi-Phase connection links	CMS810PAK	Z233725K				12
Lock	LOCK	M223525A				1
Tag and lockout	TAGLOCKCMS810	A235773A				1
jumping bars 1 phase size 8/10 *	CMS810BB1F13	T210306J	13	63	1	10
jumping bars 2 phases size 8/10 *	CMS810BB2F6	V210307J	6	63	2	10
jumping bars 3 phases size 8/10 *	CMS810BB3F4	W210308J	4	100	3	10
jumping bars 4 phases size 8/10 *	CMS810BB4F3	X210309J	3	100	4	10
1 phase lateral incoming power supply	TBB1C	E210316P		90		50
2 & 3 phases lateral incoming power supply	TBB23C	G210318P		90		50
1 phase axial incoming power supply	TBB1A	D210315P		90		50
2 & 3 phases axial incoming power supply	TBB23A	F210317P		90		50

Note *: It is possible to use a rigid cable 16 mm² with a jumping bar 1.5 mm thick.

US14 fuse holder & fuse disconnectors 

14x51 used fuses with no striker, or with indicator light or with striker
Recognized compliant with UL 512 and CSA 22-2 , IEC 60947-1 & 3 , and IEC 60269-1 & 2

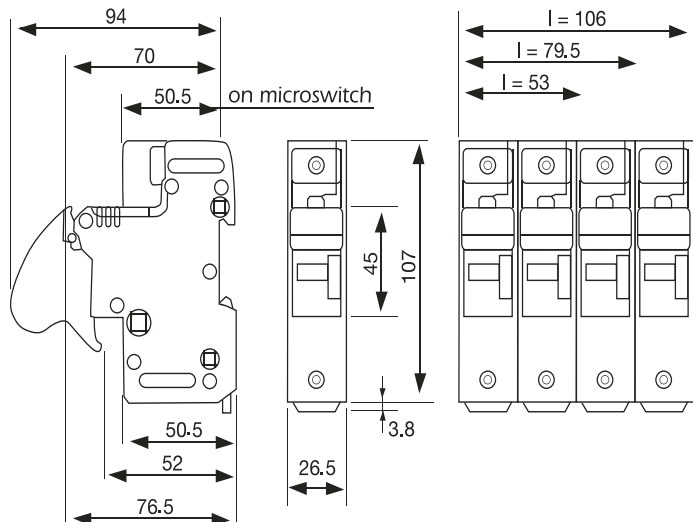


Nb of Pole	Model without indicator light ready for accessories		Model with indicator light ready for auxiliary contact		Nb of Mod. (17.5 mm)	Pckg box of
	Cat.Num	Ref.Num	Cat.Num	Ref.Num		
N	US14N	S227900			1.5	6
1	US141	T227901	US141I	V227902	1.5	6
1 + N	US141N	Y227905	US141NI	Z227906	3	3
2	US142	C227909	US142I	D227910	3	3
3	US143	J227915	US143I	K227916	4.5	2
3 + N	US143N	Q227921	US143NI	R227922	6	1

Nb of Pole	Model fitted with auxiliary contact		Model fitted with auxiliary contact & indicator light		Nb of Mod. (17.5 mm)	Pckg box of
	Cat.Num	Ref.Num	Cat.Num	Ref.Num		
N	US141M				1.5	6
1	US141NM	W227903	US141MI	X227904	1.5	6
1 + N	US142M	A227907	US142MI	B227908	3	3
2	US142M2	E227911	US142MI	F227912	3	3
2*	US143M	G227913	US142M2I	H227914	3	3
3	US143M2	L227917	US143MI	M227918	4.5	2
3*	US143NM	N227919	US143M2I	P227920	4.5	2
3 + N	US143NM2	S227923	US143NMI	T227924	6	1
3 + N*		V227925	US143NM2I	W227926	6	1

* Two auxiliary microswitches (see instructions for mounting) – The auxiliary microswitch function requires use of fuses with strikers

UL Recognized at 800Vac-1000Vdc
IEC 750Vac



US22 fuse holder & fuse disconnectors

22x58 fuses with no striker, or with indicator light or with striker
Recognized compliant with UL 512 and CSA 22-2 , IEC 60947-1 & 3 , and IEC 60269-1 & 2

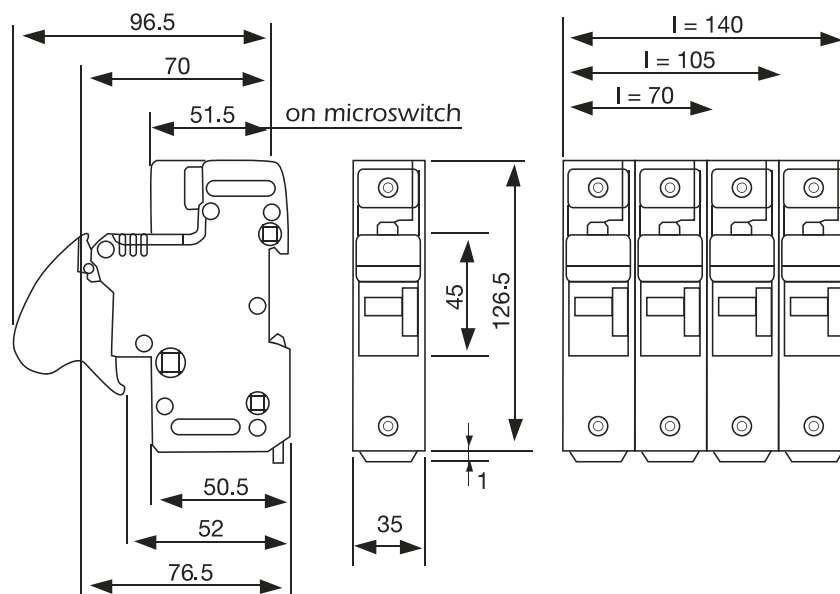
Nb of Pole	Model without indicator light ready for accessories		Model with indicator light ready for auxiliary contact		Nb of Mod. (17.5 mm)	Pckg box of
	Cat.Num	Ref.Num	Cat.Num	Ref.Num		
N	US22N	B227931			1.5	6
1	US221	C227932	US221I	D227933	1.5	6
1 + N	US221N	G227936	US221NI	H227937	3	3
2	US222	L227940	US222I	M227941	3	3
3	US223	S227946	US223I	T227947	4.5	2
3 + N	US223N	Z227952	US223NI	A227953	6	1

Nb of Pole	Model fitted with auxiliary contact		Model fitted with auxiliary contact & indicator light		Nb of Mod. (17.5 mm)	Pckg box of
	Cat.Num	Ref.Num	Cat.Num	Ref.Num		
N					1.5	6
1	US221M	E227934	US221MI	F227935	1.5	6
1 + N	US221NM	J227938	US221NMI	K227939	3	3
2	US222M	N227942	US222MI	P227943	3	3
2*	US222M2	Q227944	US222M2I	R227945	3	3
3	US223M	V227948	US223MI	W227949	4.5	2
3*	US223M2	X227950	US223M2I	Y227951	4.5	2
3 + N	US223NM	B227954	US223NMI	C227955	6	1
3 + N*	US223NM2	D227956	US223NM2I	E227957	6	1

* Two auxiliary microswitches (see instructions for mounting) – The auxiliary microswitch function requires use of fuses with strikers



UL Recognized at 800Vac-1000Vdc
IEC 750Vac



Accessories for US14, US22 series

Description	Cat.Num	References	Nb of Mod. (17.5 mm)	Pckg
Auxiliary contact kit 1 pole US 14	USMSW/1	Y227928A	1.5	1
Auxiliary contact kit 3 poles US 14	USMSW/2	Z227929A	4.5	1
2 auxiliary contact kit 3 poles US 14	USMSW/3	A227930A	4.5	1
Auxiliary contact assembly pin (between 2 kits)	US1422PTH	J214138J		10*
Enlargement pin for auxiliary contact	US1422BP	F213629J		10*
Multi-pole assembly kit	US14PAK	X227927J		10*
Indicator light kit	CMS1422LHI	A225653A		1
Lock	LOCK	M223525A		1

* 10 per bag



US27 fuse holder (without microswitch)

800Vac & dc



Number of poles	Connections	Cat. Number	Ref. Number	Weight (g)	Pack
1	By screw, U bolt or connector	US271I	J226420C	285	3
1 + N	By screw, U bolt or connector	US271NI	K226421A	580	1
1 + N	Ring lug connection	US271NIRING	E223518A	690	1
N	Ring lug connection	US27NIRING	F223519C	340	3
2	Ring lug connection	US272IRING	C223516A	690	1
3	By screw, U bolt or connector	US273I	M226423A	855	1
3	Ring lug connection	US273IRING	D223517A	1030	1
3 + N	By screw, U bolt or connector	US273NI	N226424A	1200	1
Assembly kit		US27PAK	H227615J		10
Microswitch*		US27W1	E227612A		1

* for the US27 version only

US27 fuse disconnecter (with microswitch)

800Vac & dc

Number of poles	Connections	Cat. Number	Nb of microswitches	Ref. Number	Weight (g)	Pack
1	By screw, U bolt or connector	US271MI	1	R227600C	320	3
1	Ring lug connection	US271MIRING	1	Z227607A	355	1
2	By screw, U bolt or connector	US272MI	1	S227601A	680	1
2	By screw, U bolt or connector	US272M2I	2	T227602A	600	1
2	Ring lug connection	US272M2IRING	2	B227609A	710	1

