

SEMIPONT[®] 5

Bridge Rectifiers

SKD 115

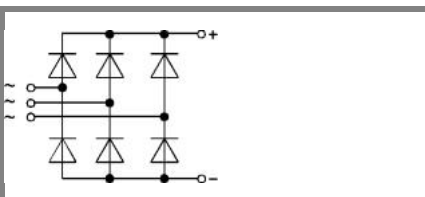
Target Data

Features

- Compact design
- SKiiP technology: thermal pressure contact, no base plate and no hard mould
- Two screws mounting
- Heat transfer and isolation through direct copper board (low R_{th})
- Low resistance in steady-state and high reliability
- High surge currents
- Up to 1800 V
- UL recognized, file no. E 63 532

Typical Applications

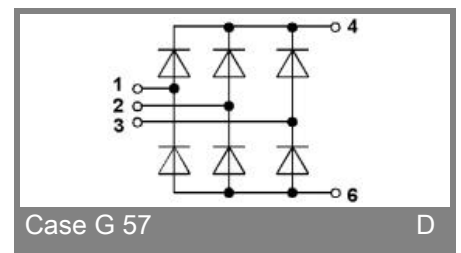
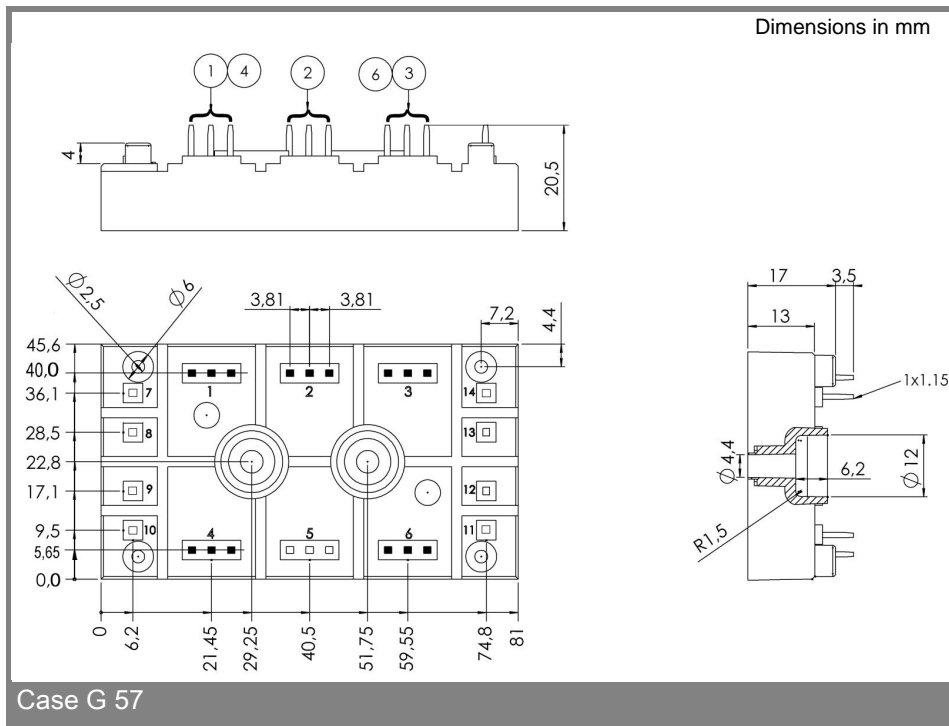
- Three phase rectifiers for power supplies
- Input rectifiers for variable frequency drives
- Rectifiers for DC motor field supplies
- Battery charger rectifiers



D

V_{RSM} V	V_{RRM}, V_{DRM} V	$I_D = 110$ A (full conduction) ($T_s = 85$ °C)
1200	1200	SKD 115/12
1600	1600	SKD 115/16
1800	1800	SKD 115/18

Symbol	Conditions	Values	Units
I_D	$T_s = 85$ °C	110	A
I_{FSM}	$T_{vj} = 25$ °C; 10 ms $T_{vj} = 125$ °C; 10 ms	1200 1150	A A
i^2t	$T_{vj} = 25$ °C; 8,3 ... 10 ms $T_{vj} = 125$ °C; 8,3 ... 10 ms	7200 6600	A ² s A ² s
V_F	$T_{vj} = 125$ °C; $I_F = 75$ A	max. 1,25	V
$V_{(TO)}$	$T_{vj} = 125$ °C	max. 0,8	V
r_T	$T_{vj} = 125$ °C	max. 7	mΩ
I_{RD}	$T_{vj} = 25$ °C; $V_{DD} = V_{DRM}$; $V_{RD} = V_{RRM}$		mA mA
R_{thjh}	per diode	1	K/W K/W
T_{solder}	Terminals, max 10s	260	°C
T_{vj}		- 40 ... + 150	°C
T_{stg}		- 40 ... + 125	°C
V_{isol}	a. c. 50 Hz; r.m.s.; 1 s / 1 min. to heatsink; SI units	3600 (3000)	V
M_s		2,5	Nm
M_t			Nm
m	approx.	75	g
Case		G 57	



This technical information specifies semiconductor devices but promises no characteristics. No warranty or guarantee expressed or implied is made regarding delivery, performance or suitability.