


MSKa B500/445-1,5



Avalanche Bridge Rectifiers

MSKa B500/445-1,5

Features

- Plastic case with screw terminals
- High blocking voltage
- With avalanche characteristics

Typical Applications

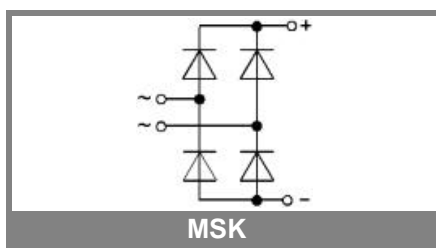
- Internal power supplies for electronic equipment
- DC power supplies
- Control equipment
- Inductive loads: Solenoids, Motor brakes

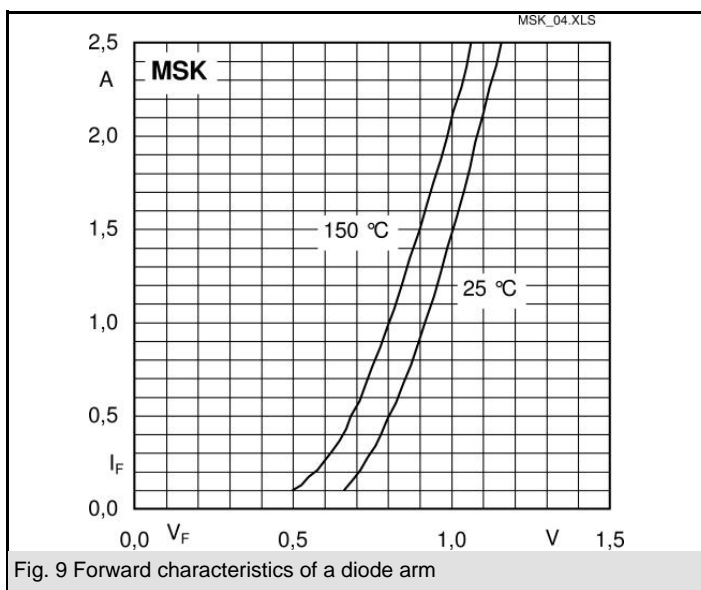
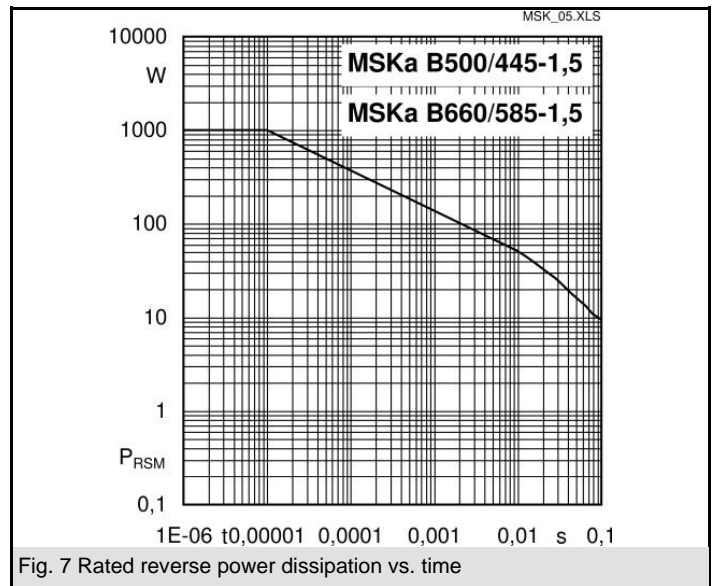
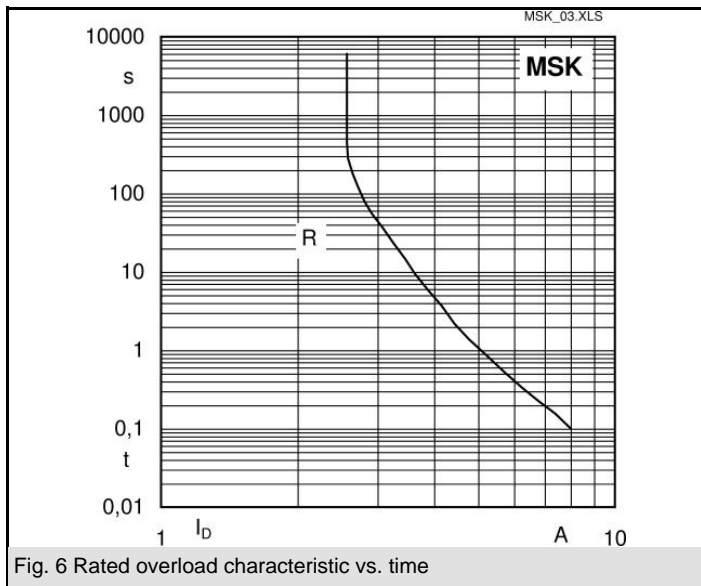
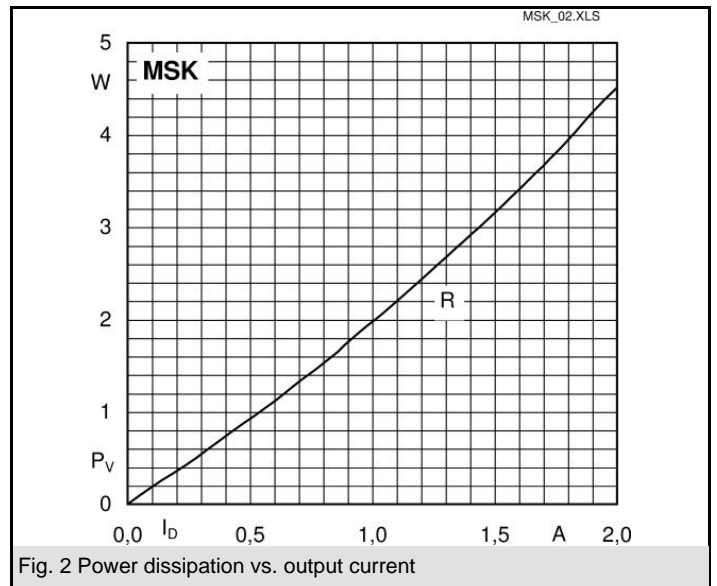
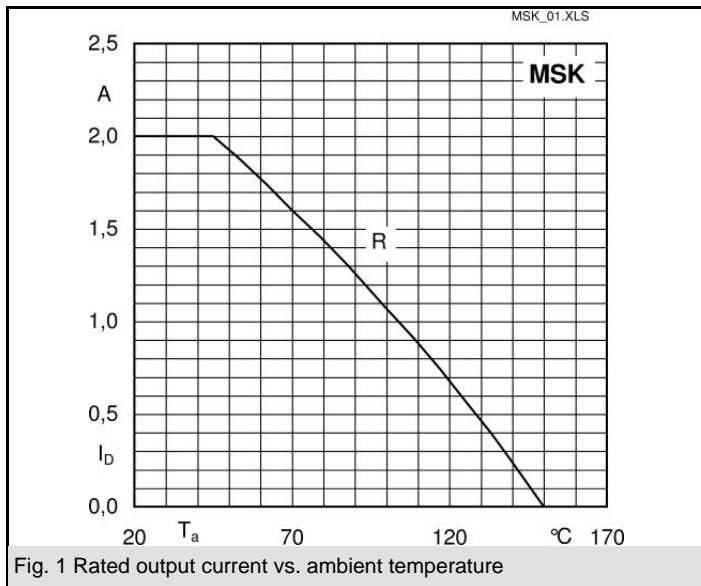
1) Freely suspended or mounted on an insulator

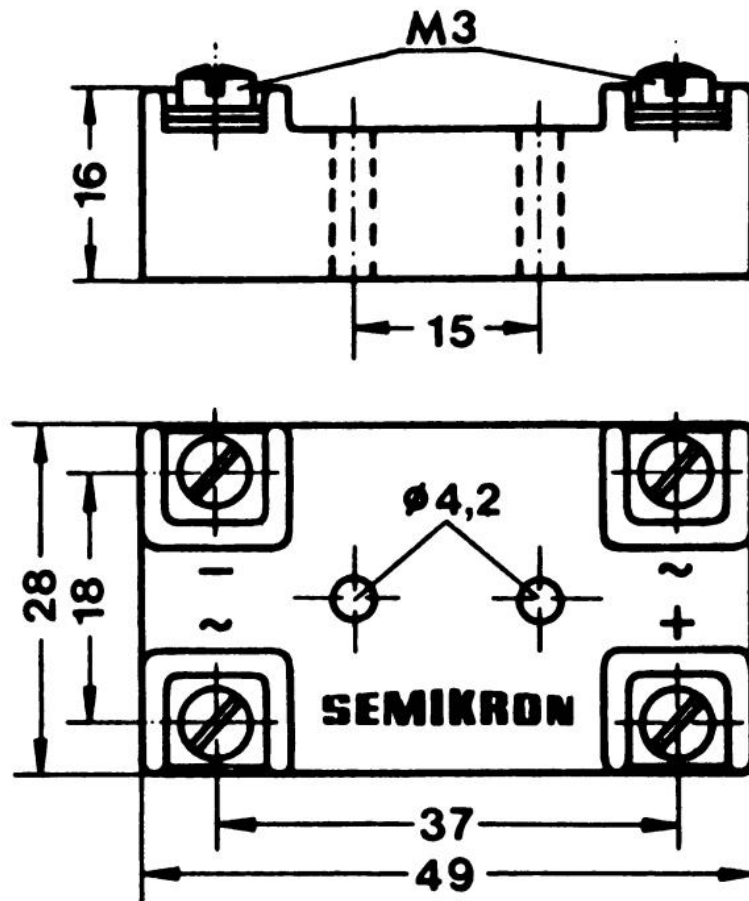
2) Mounted on a painted metal sheet of min. 250 x 250 x 1 mm

$V_{(BR) \min}$ V	V_{VRMS} V	$I_D = 2 \text{ A}$ ($T_a = 45 \text{ }^\circ\text{C}$) Types	C_{\max} μF	R_{\min} Ω
1300	500	MSKa B500/445-1,5		
1700	660	MSKa B660/585-1,5		

Symbol	Conditions	Values	Units
I_D	$T_a = 45 \text{ }^\circ\text{C}$, isolated ¹⁾	2	A
	$T_a = 45 \text{ }^\circ\text{C}$, chassis ²⁾	2	A
I_{FSM}	$T_{vj} = 25 \text{ }^\circ\text{C}$, 10 ms	58	A
	$T_{vj} = 150 \text{ }^\circ\text{C}$, 10 ms	50	A
i^2t	$T_{vj} = 25 \text{ }^\circ\text{C}$, 8,3 ... 10 ms	17	A ² s
	$T_{vj} = 150 \text{ }^\circ\text{C}$, 8,3 ... 10 ms	12,5	A ² s
P_{RSM}	$t_p = 10 \mu\text{s}$	1000	W
V_F	$T_{vj} = 25 \text{ }^\circ\text{C}$, $I_F = 10 \text{ A}$	max. 1,65	V
$V_{(TO)}$	$T_{vj} = 150 \text{ }^\circ\text{C}$	0,85	V
r_T	$T_{vj} = 150 \text{ }^\circ\text{C}$	100	m Ω
I_{RD}	$T_{vj} = 25 \text{ }^\circ\text{C}$, $V_{RD} = V_{(BR) \min}$	5	μA
I_{RD}	$T_{vj} = 150 \text{ }^\circ\text{C}$, $V_{RD} = V_{(BR) \min}$	0,6	mA
t_{tr}	$T_{vj} = 25 \text{ }^\circ\text{C}$		μs
f_G		2000	Hz
$R_{th(j-a)}$		23	K/W
T_{vj}		- 40 ... + 150	$^\circ\text{C}$
T_{stg}		- 55 ... + 150	$^\circ\text{C}$
m		25	g
Fu		2	A
Case		G 7	







Case G 7

This technical information specifies semiconductor devices but promises no characteristics. No warranty or guarantee expressed or implied is made regarding delivery, performance or suitability.