

Heatsink

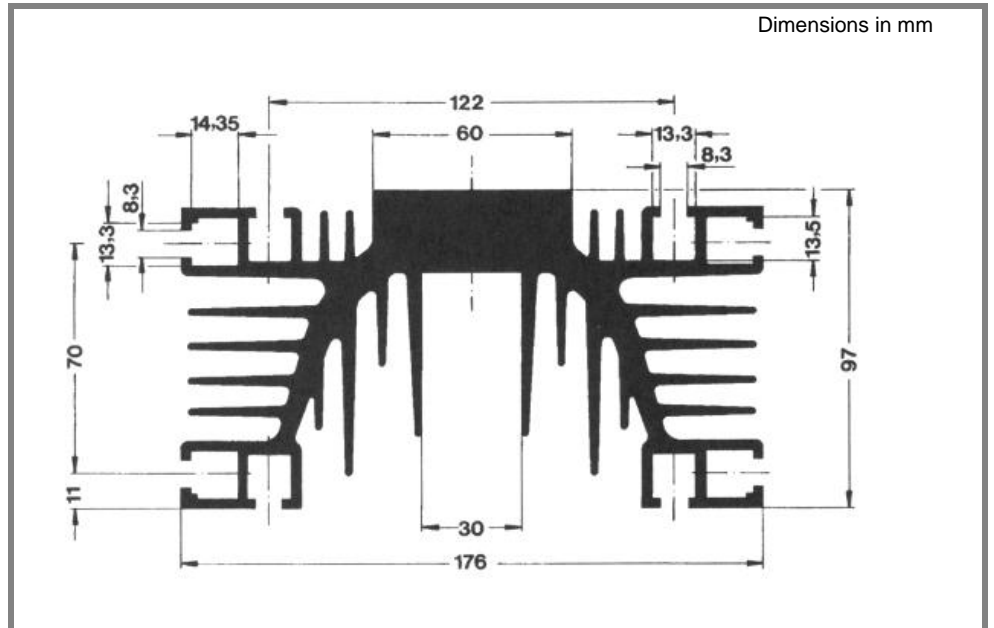
Standard lengths	n	b / d Ø mm	R _{thha} natural cooling K/W	R _{thha} forced air cooling K/W	w kg
2x P 11/250			0,195 (300 W)		7,5
2x P 11/200		48	0,273 (175 W)	0,092 (fan SKF 9-230-01)	12,2
+ P 11/415			0,253 (300 W) 0,236 (430 W)		

For capsule devices

P 11

Features

- Intended for double-side cooling of capsule devices with diameters upto 48mm
- Designed for natural or forced air cooling
- Available in various lengths



P 11 general profile dimensions (w = 15 kg/m)

Dimensions in mm

Support bars for single phase (above) and three phase (below) configurations for P11

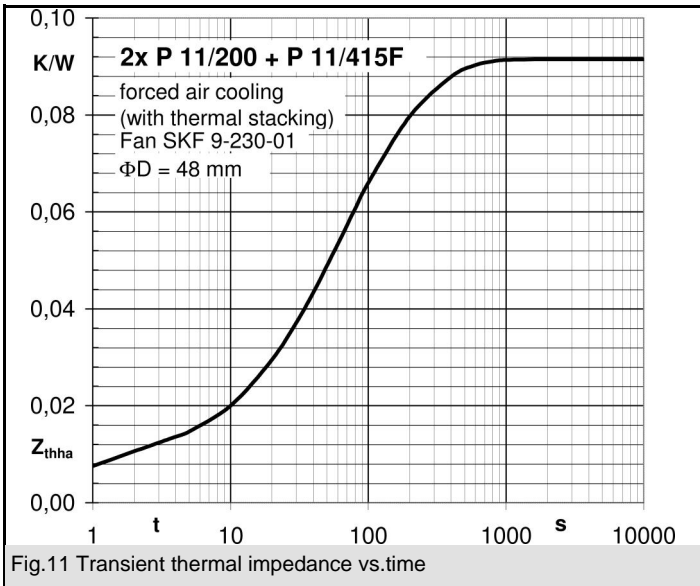
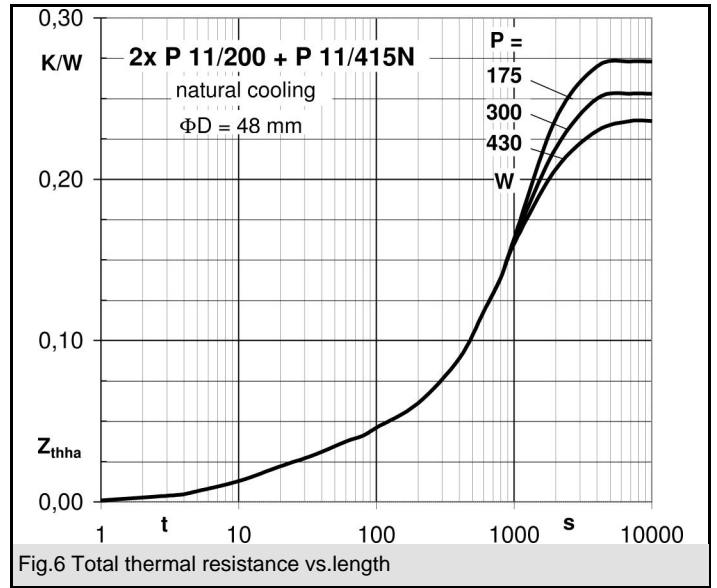
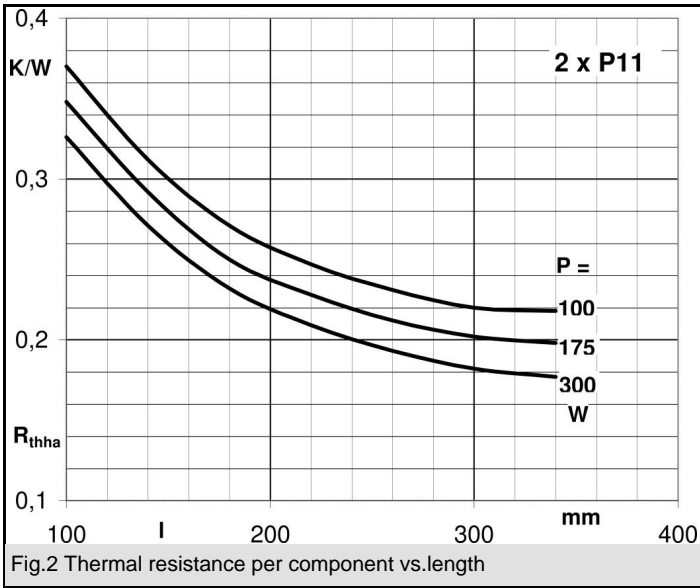
Mounting clamp 'MC' for double sided cooling

Insulating ducting for P 11

Fan SKF 9-230-01 + mounting frame

(Please contact SEMIKRON for further details on the above accessories)

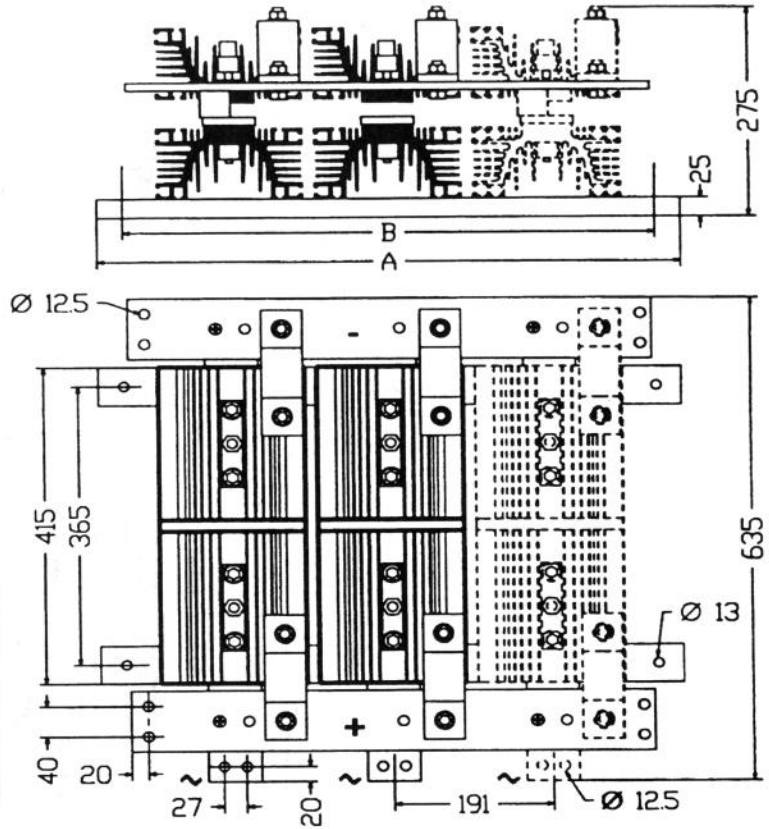
P 11 standard accessories



Dimensions in mm

P11/200
+
P11/415

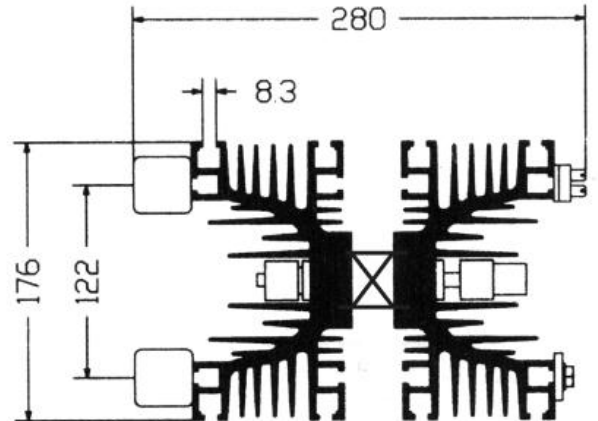
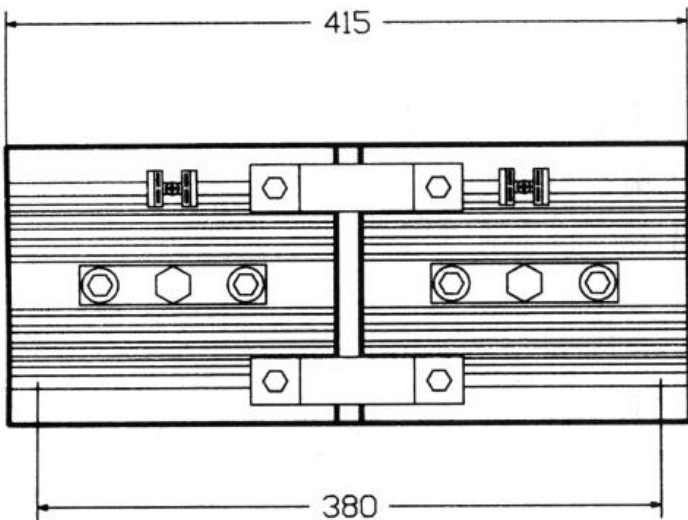
	B2	B6
	4 × P11/200 2 × P11/415	6 × P11/200 3 × P11/415
A	500	700
B	440	640



1. Application example using heatsink P 11 to give single or three phase bridge rectifier

Dimensions in mm

P11/415
+
P11/200



2. Application example using heatsink P11 to give a single phase AC controller