

Surface Mount Reed Sensors

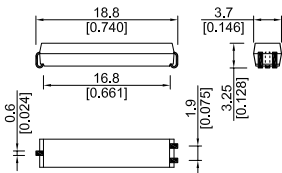


APPLICATIONS

- **Telecommunications**
Hook switch sensor in mobile phones
- **Microphones**
On/off control switch
- **Electronic PCB's where all components are surface mounted**
- **Connection detection in battery chargers**
- **Position detection**

DIMENSIONS

All dimensions in mm [inches]



DESCRIPTION


The MK1 sensor offers a selection of magnetically operated Reed proximity switches with J-lead connections for SMD mounting. The sensors are provided in standard 32 mm tape according to IEC 286 / part 3. Several AT ranges for the pull-in / drop-out sensitivities are available. Low profile packaging with a height of only 3.25 mm.

FEATURES

- Surface Mount Design
- Form C available
- High power switches available
- Four operate sensitivities available

SCHEMATIC DRAWING

View from top of component



ORDER INFORMATION

SERIES	MAGNETIC SENSITIVITY
MK1 -	X
OPTIONS	B, C, D, E

Part Number Example

MK1 - B

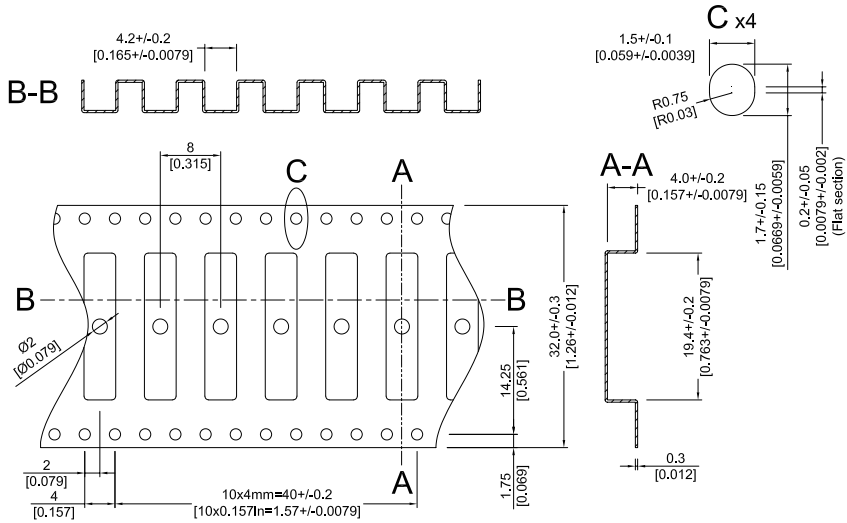
B is the magnetic sensitivity

MAGNETIC SENSITIVITY

SENSITIVITY CLASS	PULL IN AT RANGE
B	10 - 15
C	15 - 20
D	20 - 25
E	25 - 30

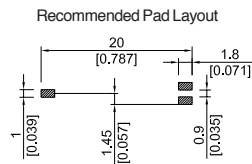
TAPE & REEL

All dimensions in mm [inches]



SOLDERING INFORMATION

All dimensions in mm [inches]



Surface Mount Reed Sensors

CONTACT DATA

All data at 20 °C	Contact Form →	Form A			
Contact Ratings	Conditions	Min.	Typ.	Max.	Units
Switching Power	Any DC combination of V & A not to exceed their individual max.'s			10	W
Switching Voltage	DC or peak AC			200	V
Switching Current	DC or peak AC			0.5	A
Carry Current	DC or peak AC			1.25	A
Static Contact Resistance	w/ 0.5V & 10mA			150	mΩ
Dynamic Contact Resistance	Measured w/ 0.5V & 50mA 1.5 ms after closure			200	mΩ
Insulation Resistance across Contacts	100 Volts applied	10 ¹⁰ *			Ω
Breakdown Voltage across Contacts	Voltage applied for 60 sec. min.	225 *			VDC
Operate Time, incl. Bounce	Measured w/ 100% overdrive			0.5	ms
Release Time	Measured w/ no coil suppression			0.1	ms
Capacitance	@ 10kHz across contact		0.2		pF
Contact Operation **					
Must Operate Condition	Steady state field	10		30	AT
Must Release Condition	Steady state field	04		27	AT
Environmental Data					
Shock Resistance	1/2 sine wave duration 11ms			50	g
Vibration Resistance	From 10 - 2000 Hz			20	g
Ambient Temperature	10 °C/ minute max. allowable	-40		130	°C
Storage Temperature	10 °C/ minute max. allowable	-50		130	°C
Soldering Temperature	5 sec. dwell			260	°C
<p>Please note: The indicated electrical data are maximum values and can vary downwards when using a more sensitive switch.</p> <p>* Insulation Resistance of 10¹² and a Breakdown voltage of 480 VDC version is available.</p> <p>** These ranges refer to the uncut / unmodified Reed Switches described in our Reed Switch section. Consult factory if more detail is required.</p>					